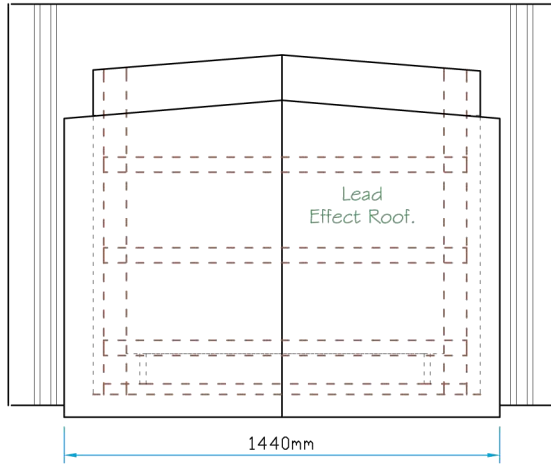
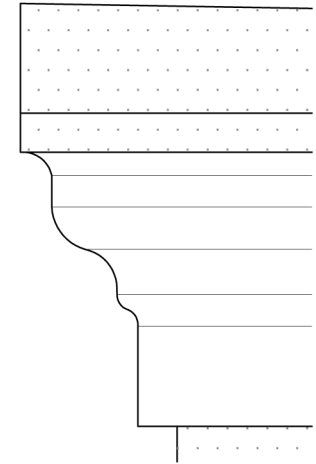
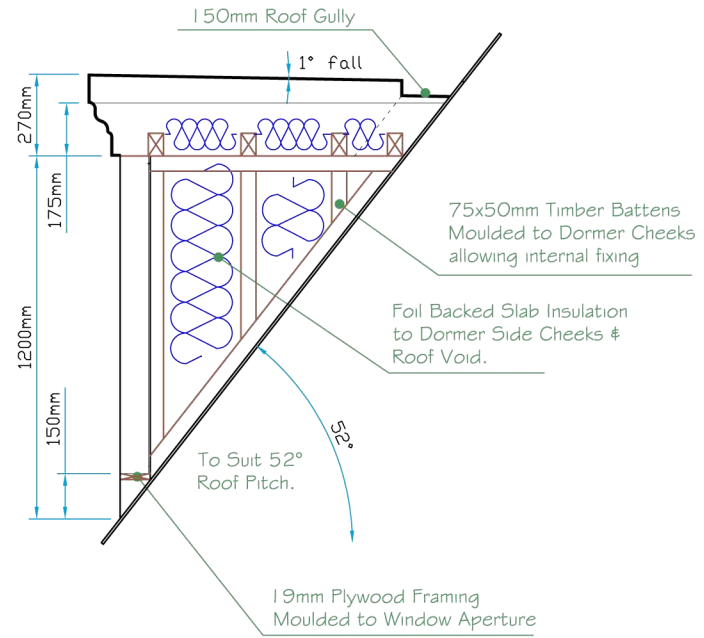


Plan View

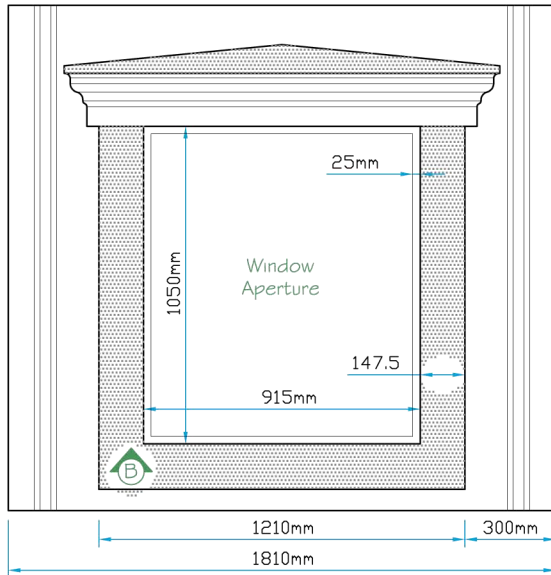


Section A-A



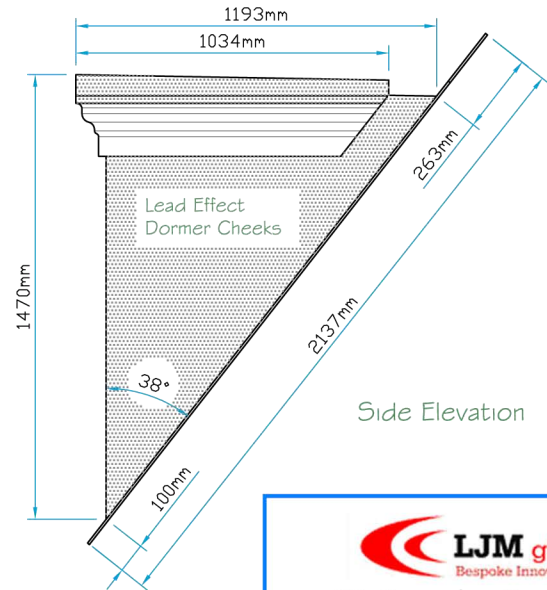
Canopy Profile Detail

A

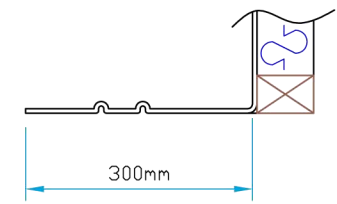


Front Elevation

Section B-B



Side Elevation



B

B

A

 <p>LJM glassfibre ltd. Bespoke Innovative G.R.P Solutions</p> <p>12a Keenaghan Road, Rock, Dungannon Co Tyrone, BT70 3JL</p>		<p>Model: New Mill Hill Dormer 38° with 915x1050 Aperture</p>		
		<p>Date: 09/12/09</p>	<p>Scale: 1:25</p>	<p>Size: A4</p>
<p>Drw by: G.J.G.</p>	<p>Chk'd: G.T.</p>	<p>App'd: G.T.</p>	<p>Sheet No: 1 of 1</p>	<p>Rev: 0</p>
<p>Drw Title: New Mill Hill Dormer 38° / 915x1050</p>			<p>Drw No: 271/0</p>	