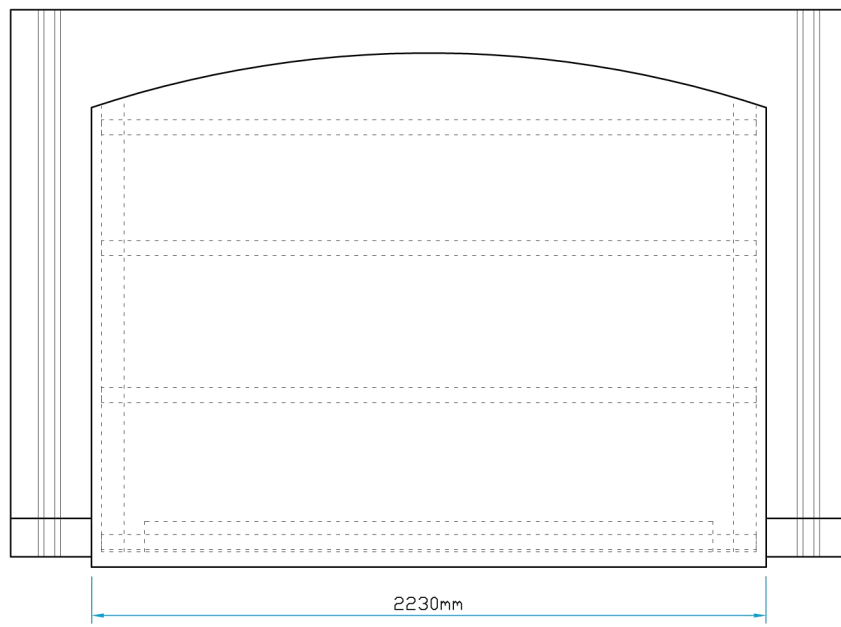
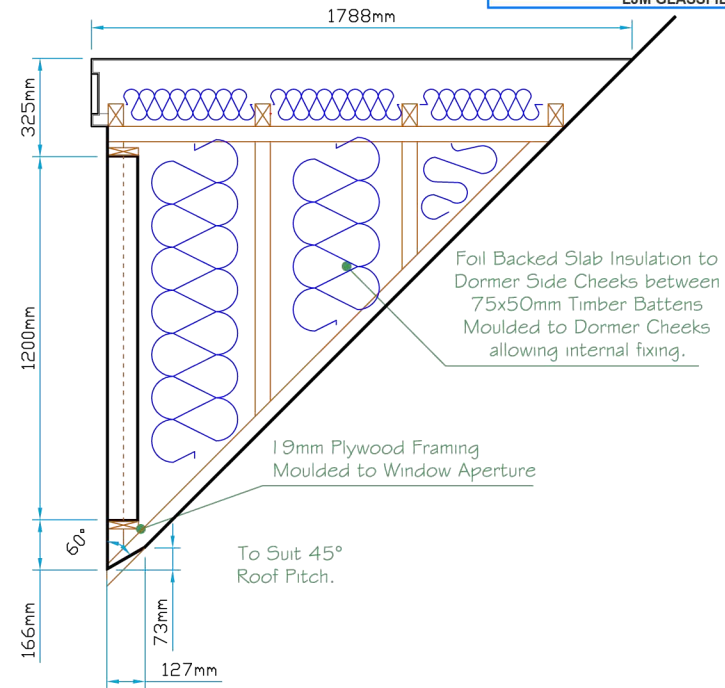


Plan View

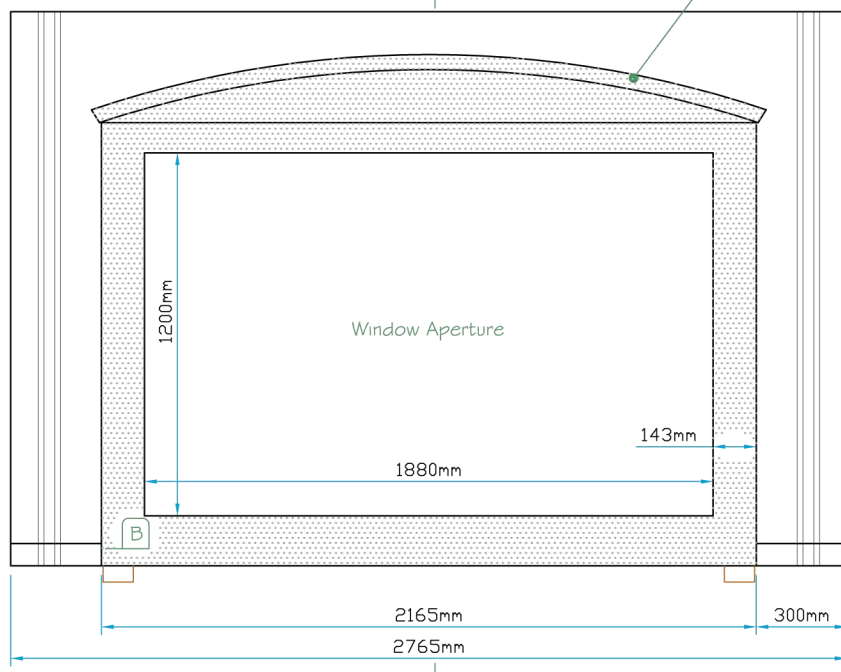


Section A-A



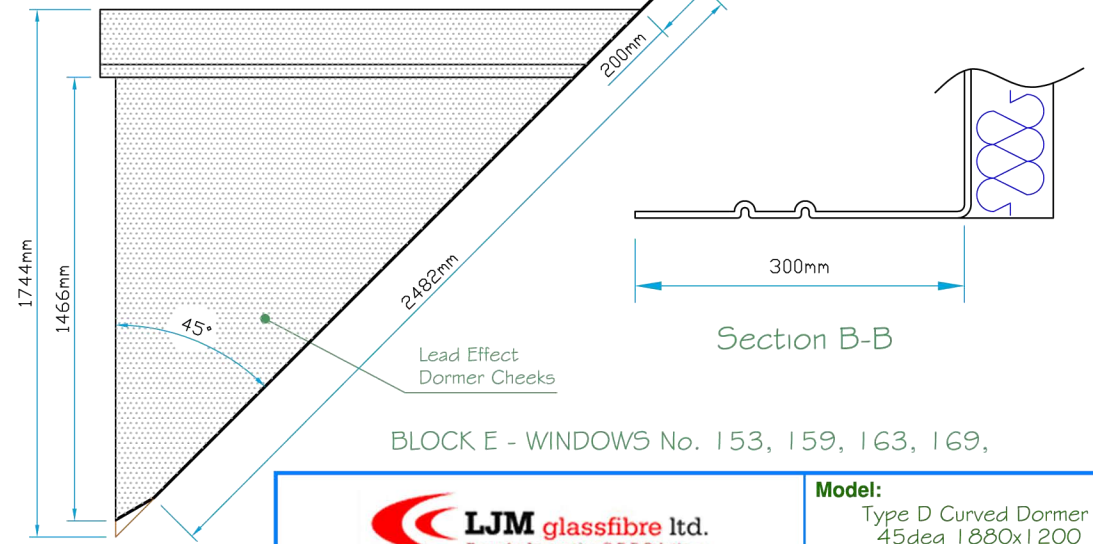
A

Lead Effect Roof



Front Elevation

Side Elevation



Section B-B

BLOCK E - WINDOWS No. 153, 159, 163, 169,

 <p><b>LJM glassfibre ltd.</b> Bespoke Innovative G.R.P. Solutions</p> <p>12a Keenaghan Road, Rock, Dungannon Co Tyrone, BT70 3JL</p>		<p><b>Model:</b> Type D Curved Dormer 45deg 1880x1200</p>	
		<p><b>Date:</b> 09/12/09</p>	
<p><b>Drw by:</b> G.J.G.</p>		<p><b>Chk'd:</b> G.T.</p>	
<p><b>App'd:</b> G.T.</p>		<p><b>Scale:</b> 1:25</p>	
<p><b>Drw Title:</b> Type D Curved Dormer 45deg 1880x1200</p>		<p><b>Size:</b> A4</p>	
<p><b>Sheet No:</b> 1 of 1</p>		<p><b>Rev:</b> A</p>	
<p><b>Drw No:</b> 0261/A</p>			

Revision	Comments	Date
A	AMENDED INLINE WITH COMMENTS	10/05/06